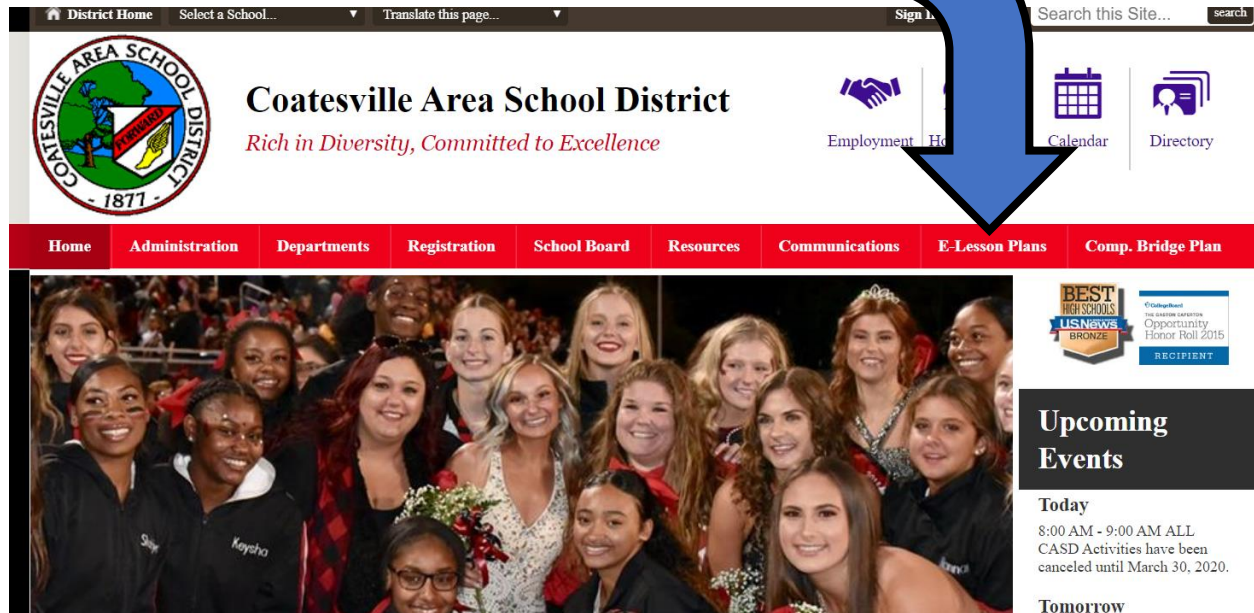


# Steps to Accessing E-Lessons on District Page

Go to the district's homepage at:

<https://www.casdschools.org/>

Click on "E-Lesson Plans" in the bar at the top.



District Home Select a School... Translate this page... Sign In Search this Site... search

**Coatesville Area School District**  
*Rich in Diversity, Committed to Excellence*

Employment | Home | Calendar | Directory

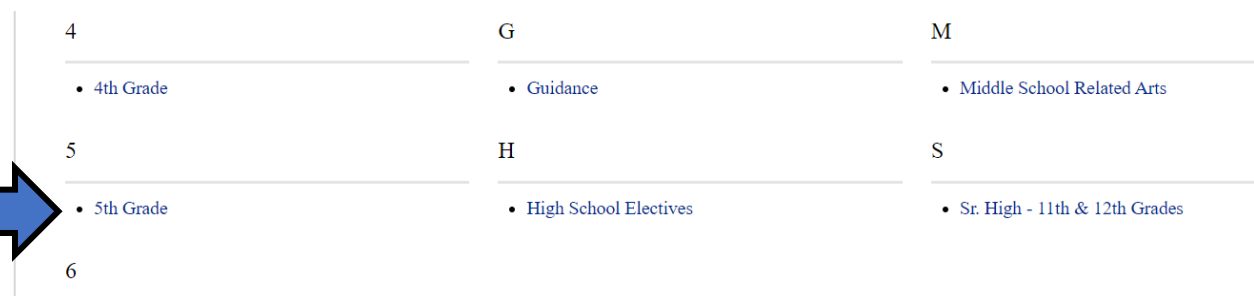
Home Administration Departments Registration School Board Resources Communications **E-Lesson Plans** Comp. Bridge Plan

**Upcoming Events**

**Today**  
8:00 AM - 9:00 AM ALL  
CASD Activities have been  
canceled until March 30, 2020.

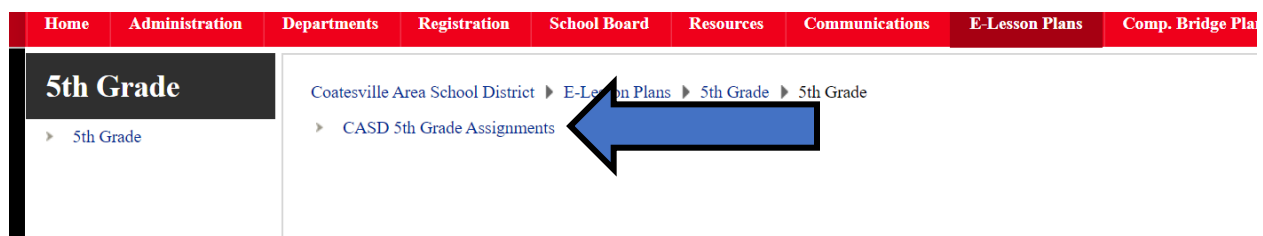
**Tomorrow**

Click on "5<sup>th</sup> Grade."



4	G	M
<ul style="list-style-type: none"><li>4th Grade</li></ul>	<ul style="list-style-type: none"><li>Guidance</li></ul>	<ul style="list-style-type: none"><li>Middle School Related Arts</li></ul>
5	H	S
<ul style="list-style-type: none"><li>5th Grade</li></ul>	<ul style="list-style-type: none"><li>High School Electives</li></ul>	<ul style="list-style-type: none"><li>Sr. High - 11th &amp; 12th Grades</li></ul>
6		

Click on "CASD 5<sup>th</sup> Grade Assignments."



Home Administration Departments Registration School Board Resources Communications E-Lesson Plans Comp. Bridge Plan

**5th Grade**

- 5th Grade

Coatesville Area School District ▶ E-Lesson Plans ▶ 5th Grade ▶ 5th Grade

- CASD 5th Grade Assignments

You will see separate folders for each subject. I would suggest having your child do ONE lesson PER SUBJECT every day. You do not need to print out each lesson. Simply have your child use a notebook and write the following heading at the top:

Name:                      Date:                      Subject:                      Lesson #:

They can write the answers underneath each heading.